

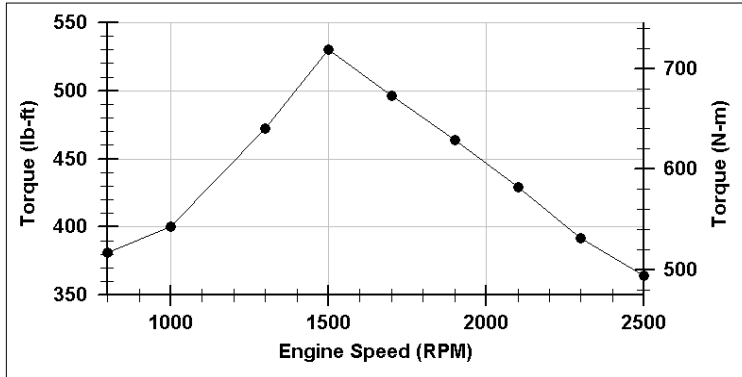


h

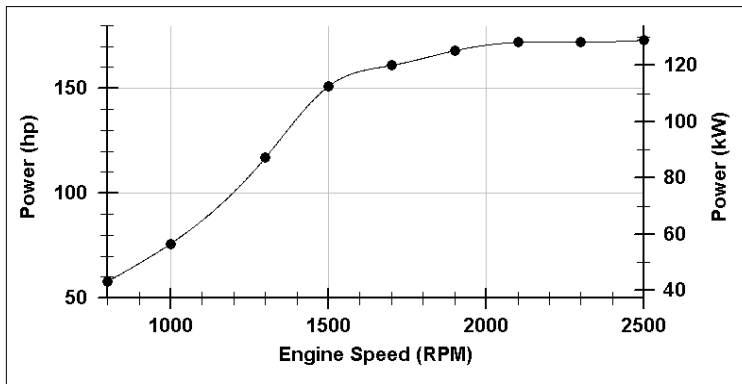
Industrial

6B5.9**FR90869****173 BHP (129 kW) @ 2500 RPM****530 lb-ft (719 N-m) @ 1500 RPM**Configuration
D403068CX03CPL Code
8217Compression Ratio: **18:1**Fuel System: **Bosch Mechanical**Emission Certification: **U.S. EPA Tier 2, CARB Tier 2, EU Stage II**Displacement: **359 in3 (5.9 L)**Aspiration: **Turbocharged and Charge Air Cooled**

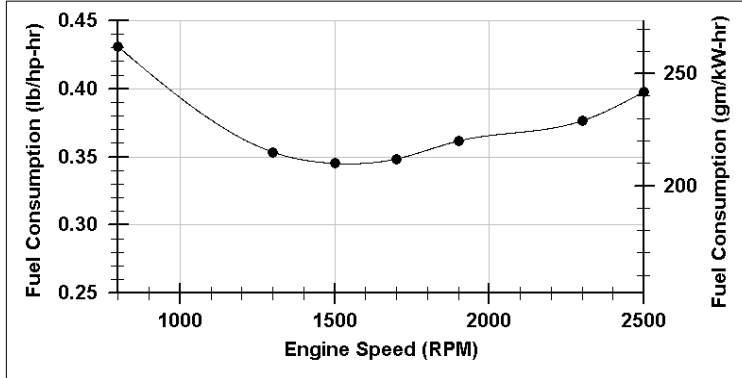
All data is based on the engine operating with fuel system, water pump, and 9.84 in H₂O (250 mm H₂O) inlet air restriction with 3.94 in (100 mm) inner diameter, and with 1.97 in Hg (50 mm Hg) exhaust restriction with 2.95 in (75 mm) inner diameter; not included are alternator, fan, optional equipment and driven components. Coolant flows and heat rejection data based on coolants as 50% ethylene glycol/50% water. All data is subject to change without notice.

Rating Type: Intermittent**Torque Output**

RPM	lb-ft	N-m
800	381	517
1,000	400	542
1,300	472	640
1,500	530	719
1,700	496	672
1,900	464	629
2,100	429	582
2,300	392	531
2,500	364	494

**Power Output**

RPM	hp	kW
800	58	43
1,000	76	57
1,300	117	87
1,500	151	113
1,700	161	120
1,900	168	125
2,100	172	128
2,300	172	128
2,500	173	129

**Fuel Consumption**

RPM	lb/hp-hr	gm/kW-hr
800	0.431	262
1,300	0.353	215
1,500	0.345	210
1,700	0.349	212
1,900	0.362	220
2,300	0.376	229
2,500	0.398	242